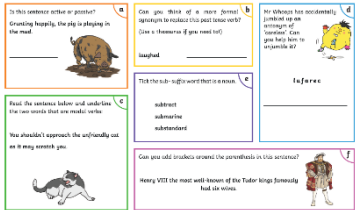




**Amethyst - English Homework - Challenge 2**  
**Spring Term**

<p><b>Week 1 - Hand in 17.1.18</b></p> <p><b>Handwriting practice</b>          Write this sentence five times. Make sure your form your letters correctly and take care with the joins.</p> <p>The quick, brown fox jumped over the lazy river.</p>	<p><b>Week 2 - Hand in 24.1.18</b></p> <p><b>Synonyms</b>          Find 5 different synonyms for each of these words:</p> <ol style="list-style-type: none"> <li>1) said</li> <li>2) nice</li> <li>3) scared</li> <li>4) funny</li> <li>5) quiet</li> </ol>				
<p><b>Week 3 - Hand in 31.1.18</b></p> <p><b>Grammar</b>          Practise your grammar and punctuation by completing the quiz.</p> 	<p><b>Week 4 - Hand in 7.2.18</b></p> <p><b>Research</b>          Use reference books, the internet or any other source to write a fact file of ten interesting facts about The Mayans. Draw/print a picture/ diagram to explain your research.</p> 				
<p>H a l f T e r m</p>					
<p><b>Week 5 - Hand in 28.2.18</b></p> <p><b>Research</b>          Use reference books, the internet or any other source to find out about Mayan food.</p> 	<p><b>Week 6 - Hand in 7.3.18</b></p> <p><b>Punctuation</b>          Write out these sentences correctly punctuating the direct speech (watch out for the questions):</p> <ol style="list-style-type: none"> <li>1) Don't forget your P.E. kits on Friday said Mrs. Calvert.</li> <li>2) Please could I borrow a ruler asked Sam.</li> <li>3) Where is the Museum enquired the visitor.</li> </ol>				
<p><b>Week 7 - Hand in 14.3.18</b></p> <p><b>Writing (planning)</b>          Plan your discussion text which you will write next week. Choose a topic that interests you, for example:</p> <p><i>Play Stations should be used as an educational tool.</i>  <i>Every child should learn a musical instrument.</i></p> <p>Make a list of as many points as you can:</p> <table border="1" style="width: 100%; border-collapse: collapse;"> <tr> <td style="width: 50%; text-align: center;">For</td> <td style="width: 50%; text-align: center;">Against</td> </tr> <tr> <td style="border-top: 1px solid black; border-bottom: 1px solid black; height: 20px;"></td> <td style="border-top: 1px solid black; border-bottom: 1px solid black; height: 20px;"></td> </tr> </table>	For	Against			<p><b>Week 8 - Hand in 21.3.18</b></p> <p><b>Writing</b>          Write a discussion text presenting a balanced argument.</p> <p>Paragraph 1 - Explain what you are writing about and why. What is your viewpoint?          Paragraph 2 - Explain all the reasons <b>for</b> your idea          Paragraph 3 - Explain the counter argument          Paragraph 4 - Summarise and state your conclusion.</p>
For	Against				