
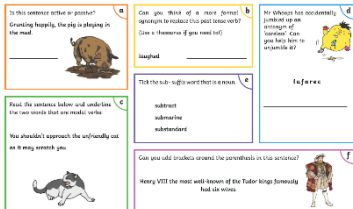




Amethyst - English Homework - Challenge 1
Spring Term

<p>Week 1 - Hand in 17.1.18</p> <p>Handwriting practice</p>  <p>Collect your sheet from Mrs. Calvert and trace over all the letters.</p>	<p>Week 2 - Hand in 24.1.18</p> <p>Synonyms</p> <p>Find 3 better words for each of these words:</p> <ol style="list-style-type: none"> 1) said 2) nice 3) scared 				
<p>Week 3 - Hand in 31.1.18</p> <p>Grammar</p> <p>Practise your grammar and punctuation by completing the quiz.</p> 	<p>Week 4 - Hand in 7.2.18</p> <p>Research</p> <p>Use reference books, the internet or any other source to write a fact file of five interesting facts about The Mayans. Draw/print a picture/ diagram to explain your research.</p> 				
<p>H a l f T e r m</p>					
<p>Week 5 - Hand in 28.2.18</p> <p>Research</p> <p>Use reference books, the internet or any other source to find out about Mayan food.</p> 	<p>Week 6 - Hand in 7.3.18</p> <p>Punctuation</p> <p>Write out these sentences correctly punctuating the direct speech:</p> <ol style="list-style-type: none"> 1) Don't forget your P.E. kits on Friday, said Mrs. Calvert. 2) Please could I borrow a ruler? asked Sam. 3) Where is the Museum? enquired the visitor. 				
<p>Week 7 - Hand in 14.3.18</p> <p>Writing (planning)</p> <p>Plan your discussion text which you will write next week. Choose a topic that interests you, for example:</p> <p><i>Play Stations should be used as an educational tool.</i></p> <p><i>Every child should learn a musical instrument.</i></p> <p>Make a list of as many points as you can:</p> <table border="1" data-bbox="103 1926 746 2016"> <tr> <td style="width: 50%; text-align: center;">For</td> <td style="width: 50%; text-align: center;">Against</td> </tr> <tr> <td style="height: 30px;"></td> <td style="height: 30px;"></td> </tr> </table>	For	Against			<p>Week 8 - Hand in 21.3.18</p> <p>Writing</p> <p>Write a discussion text presenting a balanced argument.</p> <p>Paragraph 1 - Explain what you are writing about and why. What is your viewpoint?</p> <p>Paragraph 2 - Explain all the reasons for your idea</p> <p>Paragraph 3 - Explain the counter argument</p> <p>Paragraph 4 - Summarise and state your conclusion.</p>
For	Against				